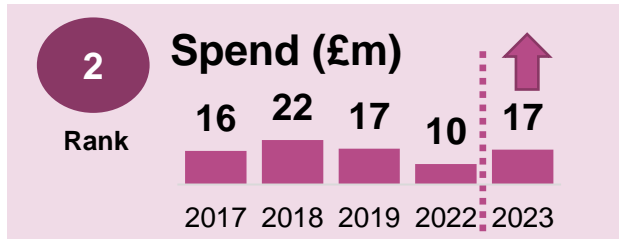
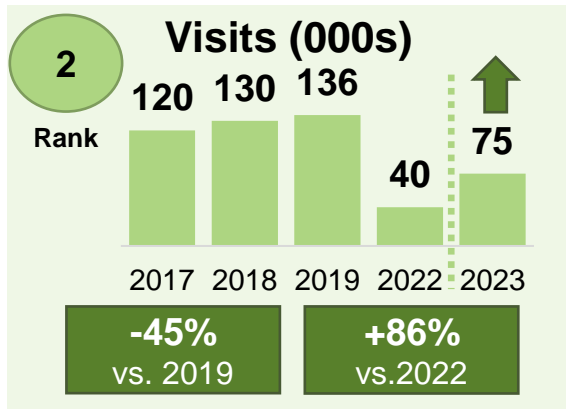

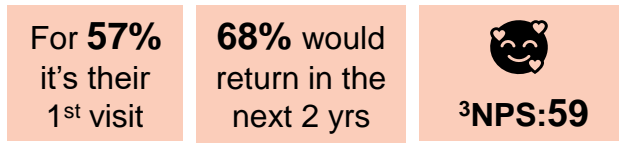

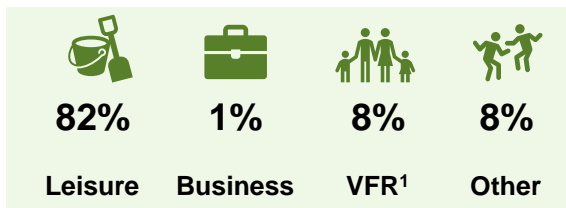


14% of visitors in 2023 were from France


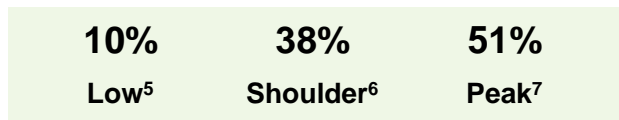


French 4port links

- St. Malo (S)
- Granville (S)
- Carteret (S)
- Cherbourg (S)
- Rennes



75% booked accomm. & travel separately
92% stayed in paid accommodation



Source: Exit Survey by 4insight commissioned by Visit Jersey in 2022-onwards, 2017-2019 by IGR. Spend is stated in nominal terms. Key: green is volume data, pink is spend, orange is experience data. ¹VFR (Visiting friends and relatives). ²Average length of stay excludes day trippers. ³Net Promotor Score (NPS) is impacted by cultural differences, avoid comparing by markets. ⁴Ports includes any with over 200 passengers.(S) means it is a seaport. ⁵Low season: Jan-Mar, Nov, Dec ⁶Shoulder: Apr, May, Oct ⁷Peak: Jun-Sep