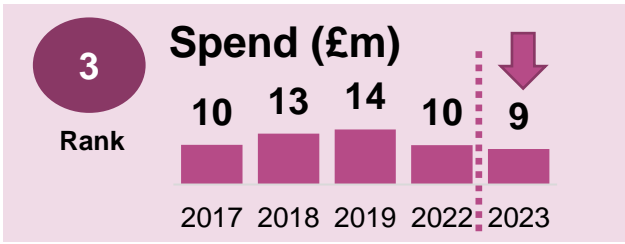
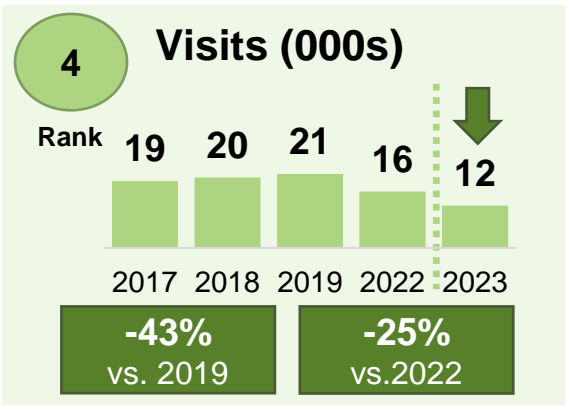
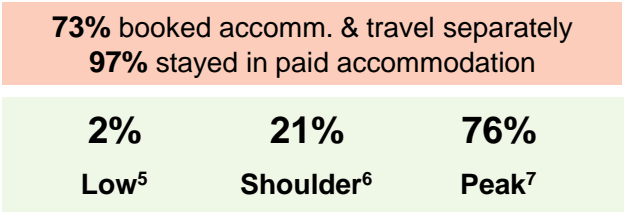

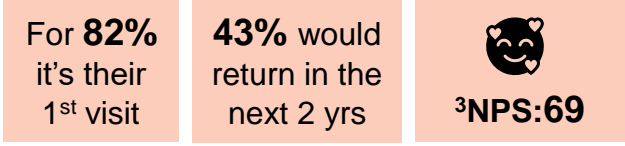

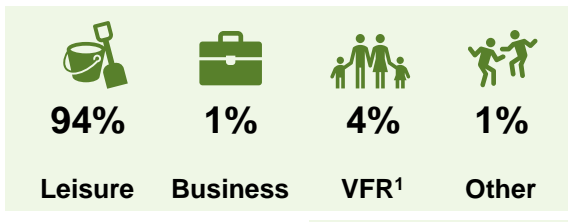




# 2% of visitors in 2023 were from Germany



**German port<sup>4</sup> links**  
Munich  
Dusseldorf



Source: Exit Survey by 4insight commissioned by Visit Jersey in 2022-onwards, 2017-2019 by IGR. Spend is stated in nominal terms. Key: green is volume data, pink is spend, orange is experience data. <sup>1</sup>VFR (Visiting friends and relatives). <sup>2</sup>Average length of stay excludes day trippers. <sup>3</sup>Net Promotor Score (NPS) is leisure only and is impacted by cultural differences, avoid comparing by markets. <sup>4</sup>Ports ordered by number of arriving passengers, includes any with over 200 passengers.(S) means it is a seaport.